












INVENT THE SUMMER

Week 6: Object Mover

1 Complete the Challenge.

Create a device that will move an object from Point A to Point B in a controlled manner without touching it directly.

For kids
12 and
under!

The Rules	
You CAN:	You CAN'T:
<ul style="list-style-type: none"> ✓ Move any object you want. It can be any shape or size. ✓ Use a vehicle to move your object, but only if you build it yourself. ✓ Move the object in any direction (up, down, forwards or backwards), as long as it goes to a specific point. 	<ul style="list-style-type: none"> ✗ Touch it or push it directly once it's in the starting position. ✗ Throw it or roll it. ✗ Use a premade or store bought device. ✗ Just put something in your pocket and walk around with it.
Once you figure out how to move an object, see what else you can move!	
 Our tips to avoid angry parents 	
DON'T	DO:
<ul style="list-style-type: none">  Don't move someone's stuff without permission.  Move anything fragile or breakable.  Drop heavy things.  Use a living thing as either your object or as part of your vehicle or device. 	<ul style="list-style-type: none">  Ask for permission to use the item you want to move.  Clean up after yourself when you're done.  Work outside if you can!

2 Create a video of your Object Mover.

Try to keep your video under 1-minute long and include the following:

- The name of your solution.
- How does it work?
- What kind of materials did you use?
- Did you have any problems figuring out the solution?
- What was the biggest lesson you learned?

Remember, your video will be visible to anyone with an internet connection, so it's important to protect your privacy and stay safe. [Click here](#) to see our video submission and safety tips.

3 Enter the contest by 9:00pm EST on August 9, 2020.

Ask a parent to upload your video to [YouTube](#) or [Vimeo](#). Then use our [online entry form](#) to send us the link. All entries must be completed by a parent or legal guardian.

All contest entries will receive **1** ticket for our big end-of-the-summer prize drawing! You can receive bonus tickets anytime someone enters their first *Invent the Summer* challenge and credits you for telling them about us!

**All videos will be reviewed prior to publishing online to ensure the content is appropriate for all ages.*

4 View other solutions and VOTE!

You can see all the solutions and vote for your favorites from 8:00am EST on Monday, August 10 until 5:00pm EST on Tuesday, August 11. See our [voting rules](#) for more information.

5 Winners announced by 8:00pm on August 11!

Audience Choice Award: Goes to the solution with the most votes.

Editor's Choice Award: Selected by the Junior Board of Engineers. Solutions will be judged on originality, execution and presentation.

Winners receive their choice of an *Invent the Summer* t-shirt or drawstring bag.